

# DX3S Rolling Selector Replacement Instructions

## Tools Needed:

1. Hobby knife
2. Phillips screwdriver

1. Remove the two grips and battery door.



2. Carefully remove the top label and LCD cover being careful not to scratch the LCD.




3. Remove 9 case screws.  
**Note:** One screw is behind the bottom label.




4. Separate case halves, being careful with antenna and wiring. Set back half of case aside.



5. Carefully pull out rolling selector circuit board.




6. Remove broken rolling selector and pin inside the wheel encoder.




Be sure the broken pin is removed.

7. Install new rolling selector.




8. Replace rolling selector circuit board. Be sure the board aligns with the tracks in the case. Also, be sure the small black button is still in place.



Be sure small button is in place.

9. Reattach case back. Be sure the circuit boards are properly installed, and wires are properly routed. If not, power wires may get trapped over screw hole in handle and can be damaged when screw is installed.



10. Test that rolling selector is operating properly. If not, adjust roller board in tracks.

11. Install case screws, rubber grips and battery door. Check the LCD to be sure it is clean and free of dust. Carefully replace the labels. An extra LCD cover and top decal are included in the kit in case they are needed.



12. Rolling selector replacement is complete.

If you have questions about these procedures, please contact the Spektrum Service Center nearest to you for assistance.

For US Customers, please contact:

Horizon Hobby, Inc.  
4105 Fieldstone Road  
Champaign, IL 61822  
Please call 1-877-504-0233  
or email us at  
webmaster@horizonhobby.com

For our European Union customers, please contact one of the following locations:

Horizon Hobby UK  
Units 1-4 Ployters Rd  
Staple Tye, Harlow  
Essex CM18 7NS  
United Kingdom  
Please call +44 (0) 1279 641 097  
or e-mail us at  
sales@horizonhobby.co.uk

Horizon Technischer Service  
Hamburger Str. 10  
25335 Elmshorn  
Germany  
Please call +49 4121 46199 66  
or e-mail us at  
service@horizonhobby.de

  
**SPEKTRUM**  
Leaders in Spread Spectrum Technology